



RESTORATION OF MATERIALS FROM THE GERMAN THEATRE ARCHIVE OF RIGA CITY AT THE COLLECTION PRESERVATION CENTRE OF THE NATIONAL LIBRARY OF LATVIA

IVETA DAUGULE-BALODE

Senior master restorer for manuscripts, documents, books, and other archive materials
Iveta.Daugule@lnb.lv
The head of Collection Preservation center of the National Library of Latvia
Mūkusalas iela 3, Rīga, LV-1423, Latvia

DACE DUBROVSKA

Master restorer for manuscripts, documents, books, and other archive materials
Dace.Dubrovsk@lnb.lv
Collection Preservation Center, The National Library of Latvia
Mūkusalas iela 3, Rīga, LV-1423, Latvia

ILZE BULA

Master restorer for prints at the National Library of Latvia
Ilze.Bula@lnb.lv
Collection Preservation Center, The National Library of Latvia
Mūkusalas iela 3, Rīga, LV-1423, Latvia

Photo: Iveta Daugule-Balode;
Title: Lustspiele, vierter band (Comedy, Volume IV);
Material: paper, ink, cardboard, cloth, linen thread, hemp thread;
Technique: printed article;
Size: 16.5x12x2.6 cm, [461 pp.];
Owner: National Library of Latvia;
Restored: 2020;



Before restoration.



After restoration.



Before restoration.



After restoration.

OBJECT BEFORE RESTORATION

Bound in cardboard covered with cloth. Covers were grimy, with liquid stains of unknown origin, ground-in dirt and fly spots. Cover material was torn and incomplete. Cardboard had softened and lost its mechanical strength. Front cover had detached from the book block and thread ends separated. Medium-grade paper that was slightly yellowed and grimy. For signatures at the beginning of the book block and especially at its end, page edges were disintegrating and dirty, with paper losses and tears. Throughout the book block, pages with liquid stains of unknown origin, coloured blotches – fungi (mould).

RESTORATION PROCESS

Disinfection. Mechanical cleaning. Binding. Book-block paper restoration, filling losses and mending tears. Sewing of signatures. Restoration of covers. Attachment of cover to book block.

Iveta Daugule-Balode – The head of Collection Preservation center of the National Library of Latvia, senior master restorer for manuscripts, documents, books, and other archive materials;

Photo: Iveta Daugule-Balode;
Title: „Sternenmadchen im Maidlinger Walde“;
Material: paper, ink, cardboard, leather, linen thread, hemp thread;
Technique: manuscript, half-leather binding;
Size: 22,3x37,5x3,4;
Owner: National Library of Latvia;
Restored: 2019;

Ilze Bula – Master restorer for prints at the National Library of Latvia;

Photo: Ilze Bula;
Title: sheet music „Der Lustige Fritz“;
Material: paper, ink, linen thread;
Technique: manuscript;
Size: 8 pages 35,3 x 22,2,, 6 pages 36,9 x 23,2, 3 pages 31,6 x 22,6, 1 page 18,1 x 21,7;
Owner: National Library of Latvia;
Restored: 2019;



Before restoration.




After restoration.



Before restoration.



After restoration.



Before restoration.

After restoration.

OBJECT BEFORE RESTORATION

The paper of the sheet notes is yellowed also different thickness papers have been used. Some of the sheet notes have been sewn together with linen thread. Sewen areas are fragile and have split. Paper is dirty and dusty with various stains - it has creases and folds. The edges of the paper are uneven and have deformed. The edges and the corners of the paper have been torn and have a loss of the paper.

RESTORATION PROCESS

Dry cleaning. Wet treatment, washing and buffering of the paper. Mending, rejoining the tears and filling the losses of the paper. Sheet flattening under the pressure. Making an archive quality envelope.

OBJECT BEFORE RESTORATION

Half-leather binding with marbled paper cardboard covers. Both boards have dirt and dust on them. Both of the boards have split edges. The loss of leather on the upper corners of the board, minor loss of the leather on the lower corners of the manuscript cover. The loss of the leather on the spine mostly on the spine foot. Loss of the marbled paper on the front board. The endpapers are dusty and covered with fly excrement stains. First flyleaves have about 20% of paper loss. The textblock is dusty and covered with dirt and fly excrement stains. The paper of the manuscript has tears and losses.

RESTORATION PROCESS

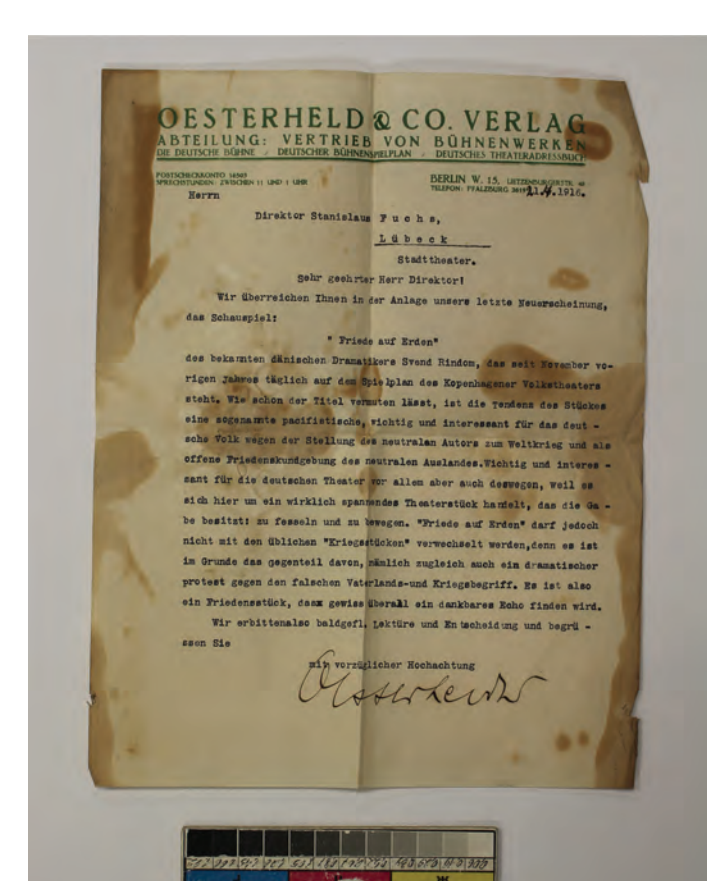
Disinfection. Mechanically cleaned. Restoration of the paper of textblock, filling losses and mending the tears. Restoration of the binding and covers. Softening and preserving the skin of the covers with «Renaissance wax». Making of the archival quality box.

Dace Dubrovskā – Master restorer for manuscripts, documents, books, and other archive materials at the National Library of Latvia;

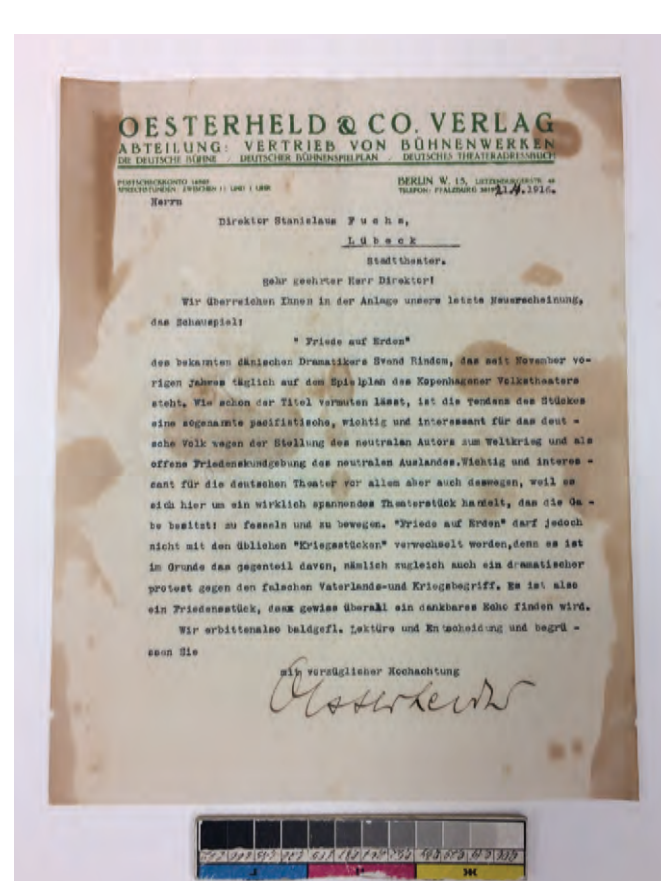
Photo: Dace Dubrovskā;
Material: paper, ink;
Technique: 2 ephemera, 1 sheet note;
Owner: National Library of Latvia;
Restored: 2019;

OBJECT BEFORE RESTORATION

1.) The paper used for the document is thin and fragile. The top edge has greenish typographic text. The document is typewritten but the signature is signed with ink. Stains with unknown origin, creases and tears, slight loss of the paper. The average pH of the paper is 6,6, pH, in the stain section pH 5,2. / 2.) The paper used for the document is thin and fragile. Stains with unknown origin, creases and tears, slight loss of the paper. The average pH of the paper is 4,9, pH, in the stain section pH 4,5. / 3.) The sheet notes are written on bluish and white handmade paper. Written with black and brown ink, edits with a red pencil, black ink stamp. The white sheets are glued to the bluish paper. The sewing is chaotic. Ink is nonstable, particularly on the white sheets. Material is dirty and dusty has a glue on the surface and stains of unknown origin. Browning of the paper on the edges. Sheet notes have creases and folds and a loss of the paper.




Before restoration.



After restoration.



Before restoration.



Before restoration.




Before restoration.



After restoration.



After restoration.



After restoration.

RESTORATION PROCESS

1.) Disinfection with the butanol in the disinfection chamber. Dry cleaning, stains treated with 3% ammonium hydroxide and 3% hydrogen peroxide. Paper rinsed in demineralized water and buffered afterward. pH after rinsing and buffering is pH 6.8 average and 6,7 in the area of stains. Mending, rejoining the tears and filling the losses of the paper. Sheet flattening under the pressure. / 2.) Disinfection with the butanol in the disinfection chamber. Dry cleaning, stains treated with 1% ammonium hydroxide, rinsed in demineralized water and buffered afterward. pH after rinsing and buffering is pH 6.9 average and 6,6 in the area of stains. Mending, rejoining the tears and filling the losses of the paper. Sheet flattening under the pressure. / 3.) Disinfection with the butanol in the disinfection chamber. Dry cleaning, remote humidification with demineralized water, filter paper and cotton pads. Mending, rejoining the tears and filling the losses of the paper. Sheet flattening under the pressure. The object is still under restoration.