

# RESTORER IN A CHANGING SOCIETY

RESEARCH \* PROJECTS \* PEDAGOGY

**INĀRA HEINRIHSONE**, M. Arch,  
Restorer – grandmaster  
timkrist@gmail.com  
The Latvian Society of Restorers

## A PRIVATE PARTY WHO RESPECTS HERITAGE



Restoration

Stencil painting before restoration, Room-1

Blaumana street, Riga, 1901.  
Research in 2017 - I.Heinrihsone, A.Grīniece,  
A.Kozorovicka, J.Lūsis.  
Client: private party. Carpet-like stencils in four rooms.




Room-1 stencil fragment



Room-2 stencil fragment



Room-1 research process - Anna and Alma



Stencil drawing, Room-1



Stencil drawing, Room-2



Stencil drawing, Room-3



Riga Building College students Maris, Artis, and Nauris at the 1st group of pillars, 2002



Board from the facade, prosthesis done on site




Oak end pieces added to pillars, 2002



2002, 2nd group of pillars. Prostheses of the facade boards are done on site without dismantling the boards



Fascines are placed to allow water flow to the lake



Restoration proposal for the drapery, facade painting and the original proportion of the pillars



Painting of the caisson boards in 1999



1956 project. Architects L.Liepa and Treiguts. 1959 photo

During the restoration, the original roof is removed to preserve the paintings on the full-length ceiling boards.

2014 construction industry redefines the word "RESTORATION"

During the construction, ceiling boards are shortened and strengthened with metal plates. The original roof from the first quarter of the 19th century never gets reinstalled.



The floral pattern was first painted in 1956. In 2017, the placement of the Sun and shadow was interpreted, as well as the ceiling of the pillar group



Riga, art monument of national importance, the stone portal loses its original stone parts in 2022



The drapery fabric should be matte, with a finished edge, with little creasing (empire style) and its length should be proportional to the length of the pillar



In 2017 oak end pieces are shortened. These pillars were installed in the first decade of the 21st century. Also in 2017, the foundation is concreted according to the 1956 model. In 1956 salvage work was performed but in 2017 the funding was given for "restoration"

## RESTORATION OF ALEKSANDRA PAVILION

– architectural monument of national significance – the end of the first quarter of the 19th century. 1999 – 2006

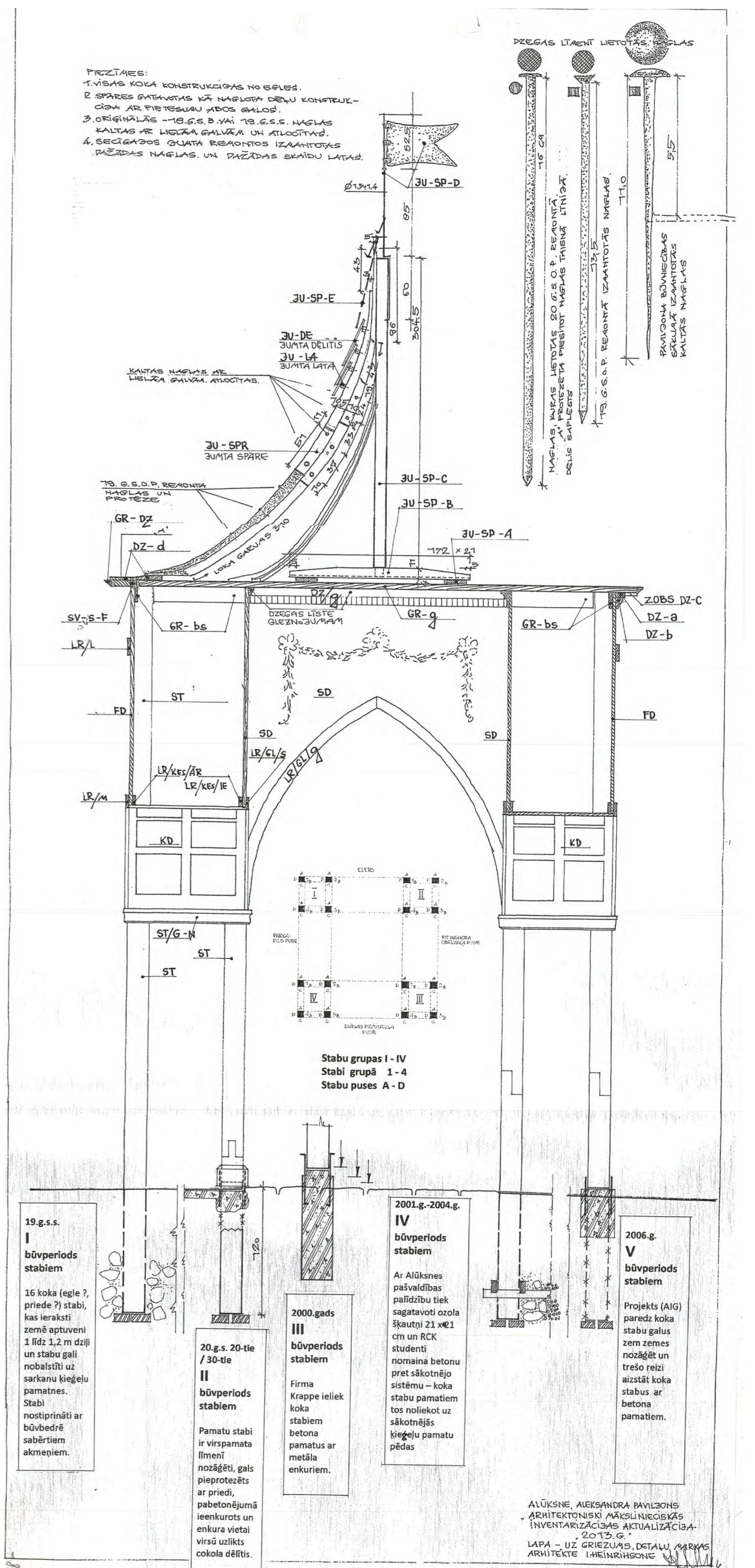
Participants – The Latvian Society of Restorers, students from Riga Building College, private parties, residents of Aluksne. Funding – State Culture Capital Foundation, Aluksne municipality. 13 thousand euros invested until 2006. Another 14 thousand needed to complete the project.



The original painting of the caisson board



2002. Riga Building College students: Sarmite, Liga, Baiba, Rets



2014 project. Cross section of the pavilion with different solutions for the foundation

In 2012 co-funding of Aleksandra pavilion restoration is 16 thousand euros. The manager of company "R.A.J." takes sole responsibility for the restoration of the Aleksandra pavilion; fires the author of the restoration project; ignores the project; does not respect the project and supervision logbook; uses chipboard and concrete as restoration materials; renews the facade as it was in 1956 with a made-up decor by authors-architects L.Liepa and Treiguts; ignores the historical proportions of the pillars; changes the part of the landscape park that's closest to the pavilion according to the principles of Stalin's time; hangs baroque-style curtains on the empire-style monument, and moves THE SUN from the sky to the inside of the pavilion. State Inspection for Heritage Protection rewards Aluksne City Council for the job well done.